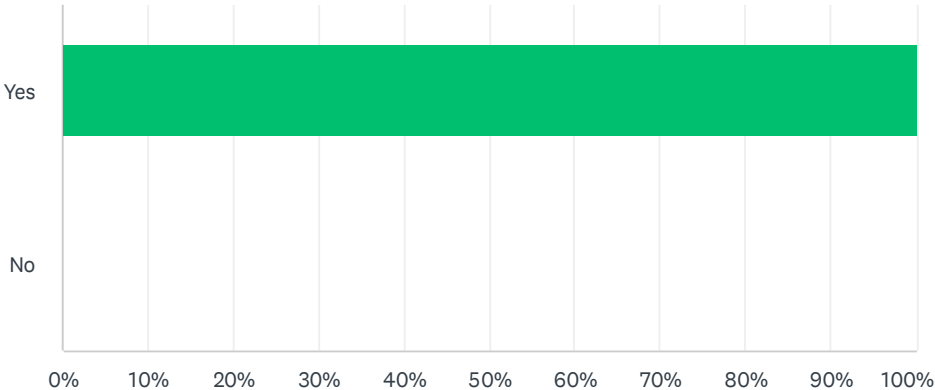


Q1 Are you 18 years of age or older?

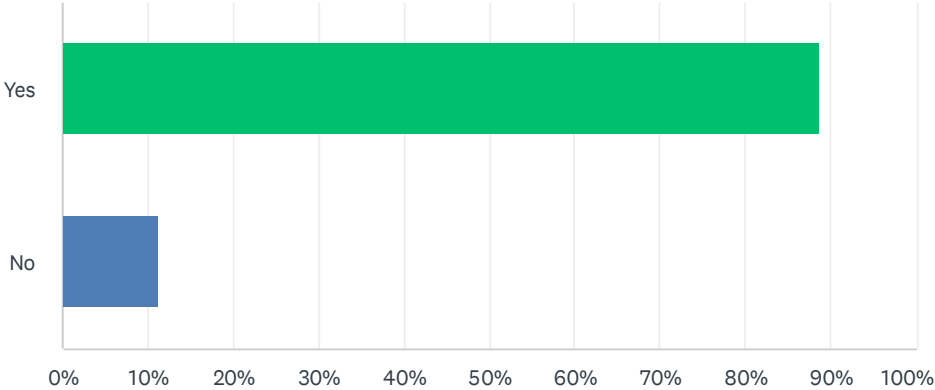
Answered: 44 Skipped: 0



ANSWER CHOICES	RESPONSES	
Yes	100.00%	44
No	0.00%	0
TOTAL		44

Q2 Do you consider yourself the primary decision-maker in your household?

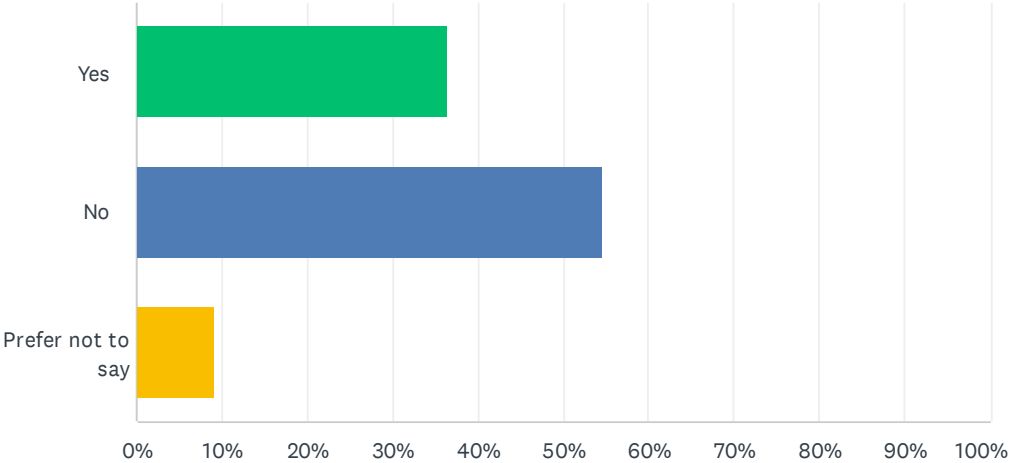
Answered: 44 Skipped: 0



ANSWER CHOICES	RESPONSES	
Yes	88.64%	39
No	11.36%	5
TOTAL		44

Q3 Is there anyone in your household who experiences a physical or mental disability?

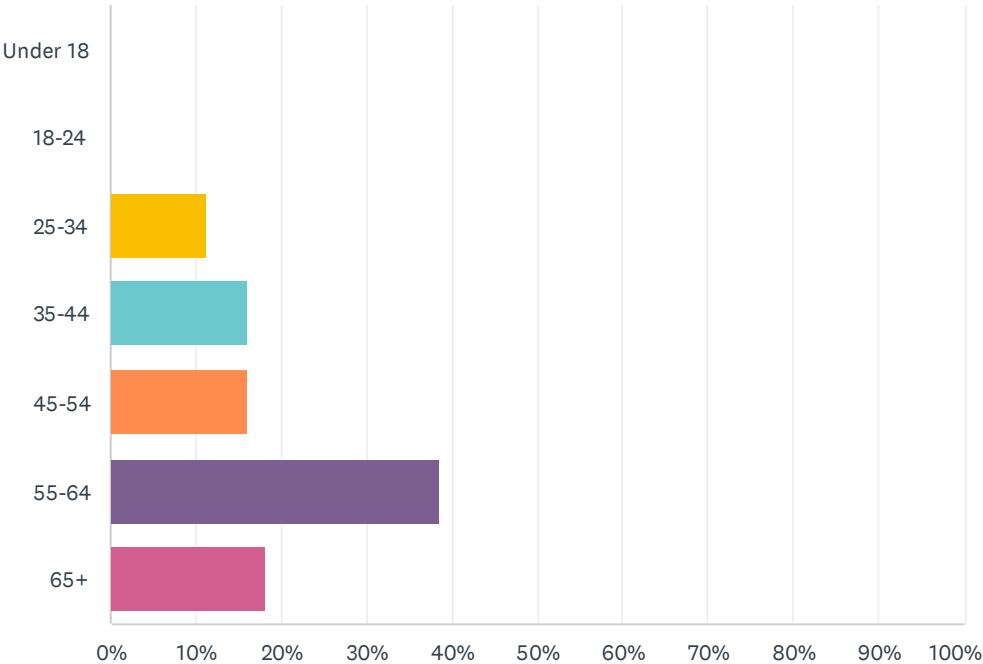
Answered: 44 Skipped: 0



ANSWER CHOICES	RESPONSES
Yes	36.36% 16
No	54.55% 24
Prefer not to say	9.09% 4
TOTAL	44

Q4 Which age range do you fall into?

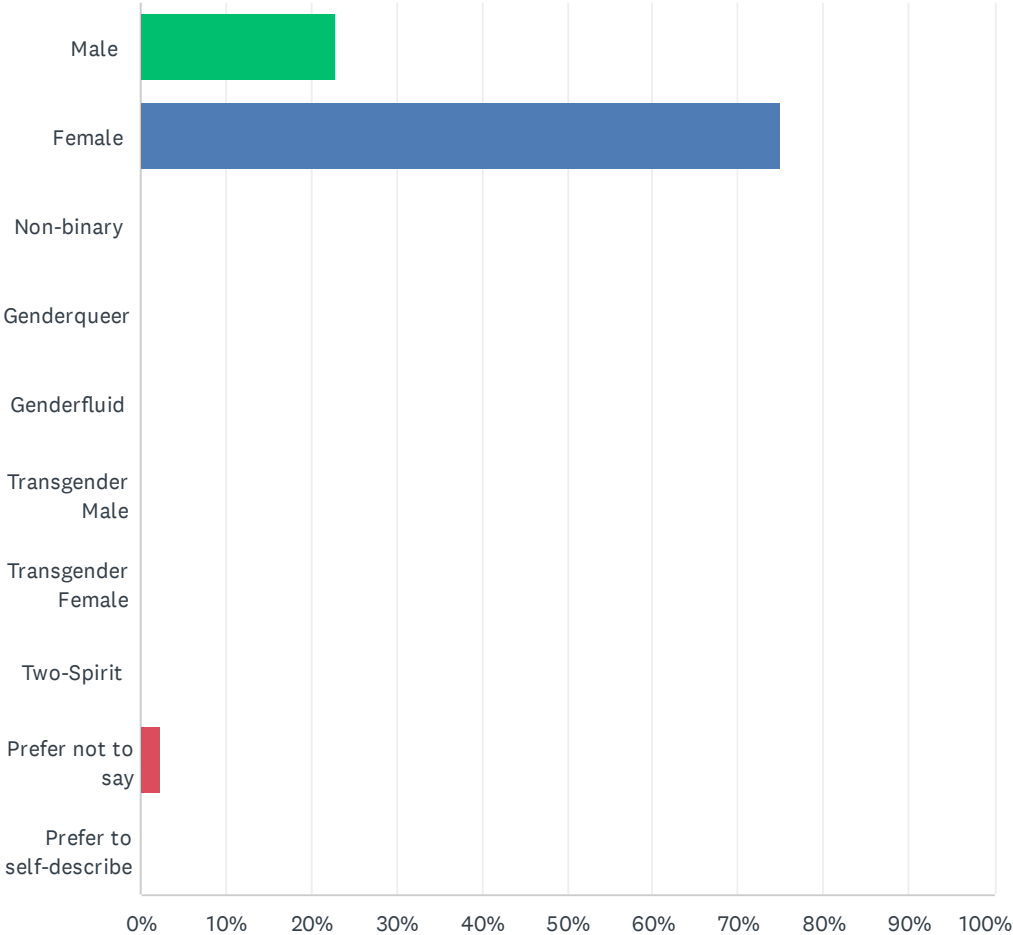
Answered: 44 Skipped: 0



ANSWER CHOICES	RESPONSES	
Under 18	0.00%	0
18-24	0.00%	0
25-34	11.36%	5
35-44	15.91%	7
45-54	15.91%	7
55-64	38.64%	17
65+	18.18%	8
TOTAL		44

Q5 My gender is best described as:

Answered: 44 Skipped: 0

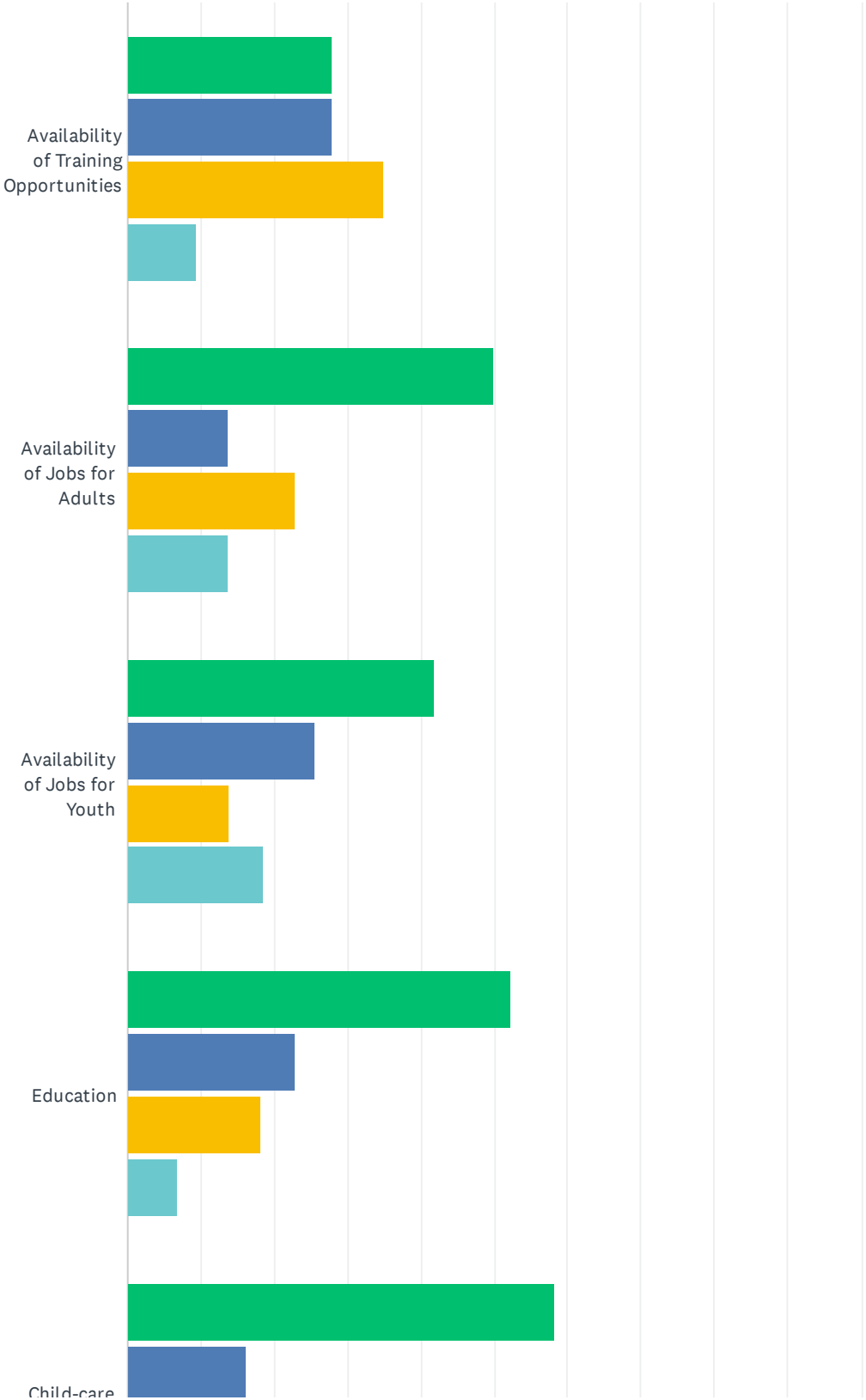


Community Needs Assessment Survey

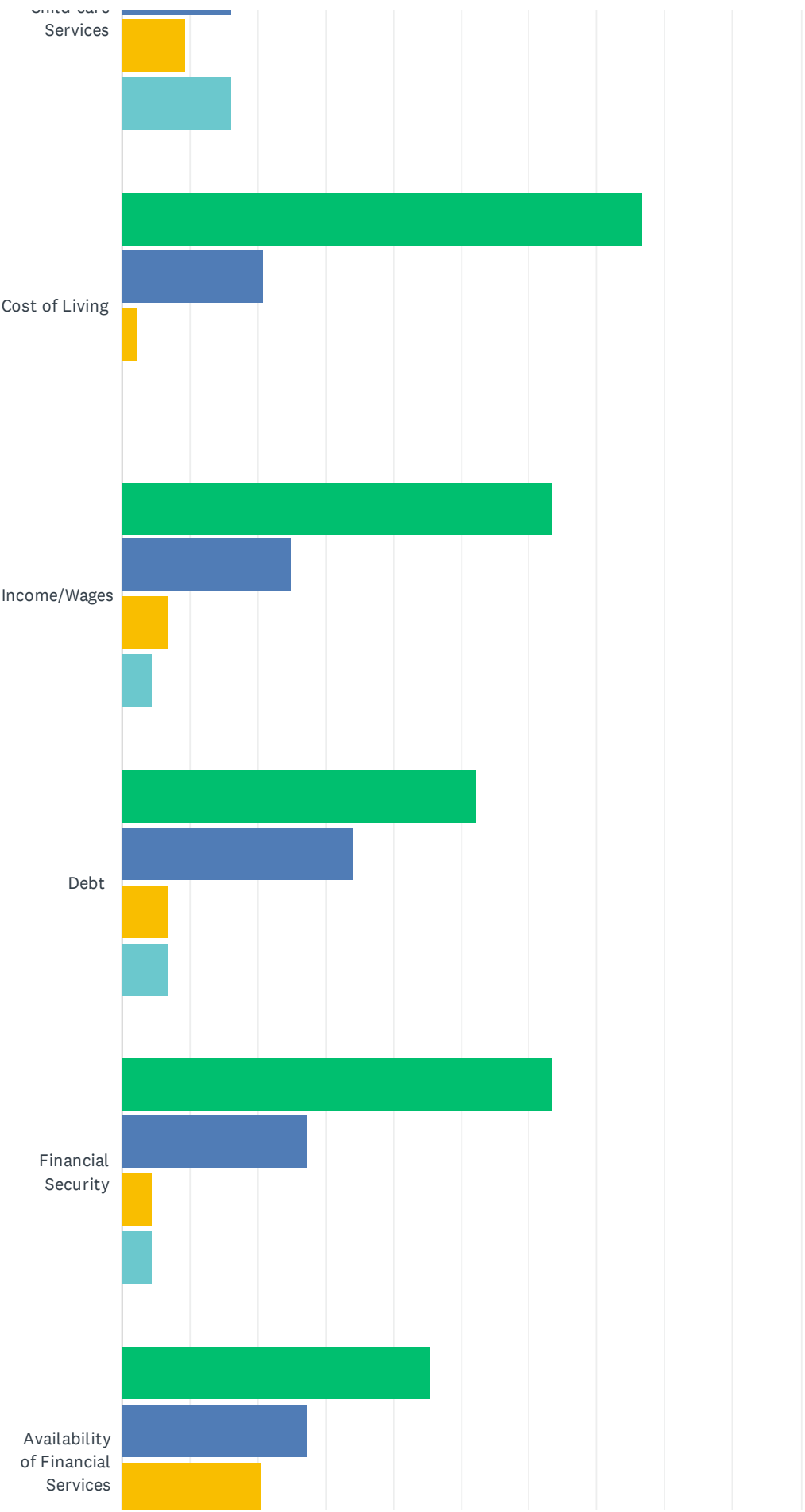
ANSWER CHOICES	RESPONSES	
Male	22.73%	10
Female	75.00%	33
Non-binary	0.00%	0
Genderqueer	0.00%	0
Genderfluid	0.00%	0
Transgender Male	0.00%	0
Transgender Female	0.00%	0
Two-Spirit	0.00%	0
Prefer not to say	2.27%	1
Prefer to self-describe	0.00%	0
TOTAL		44

Q6 How would you rate the importance of the following issues for your household?

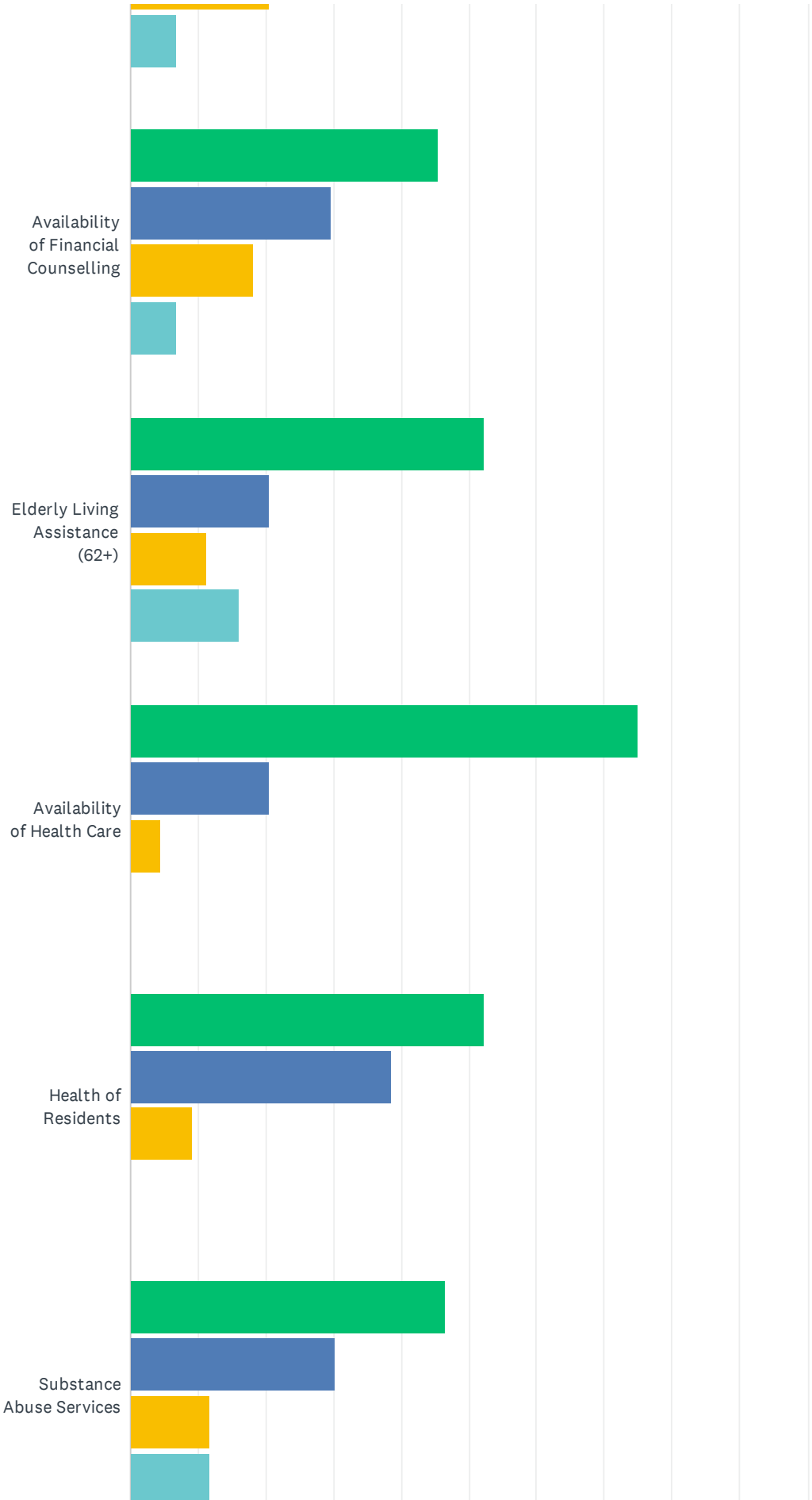
Answered: 44 Skipped: 0



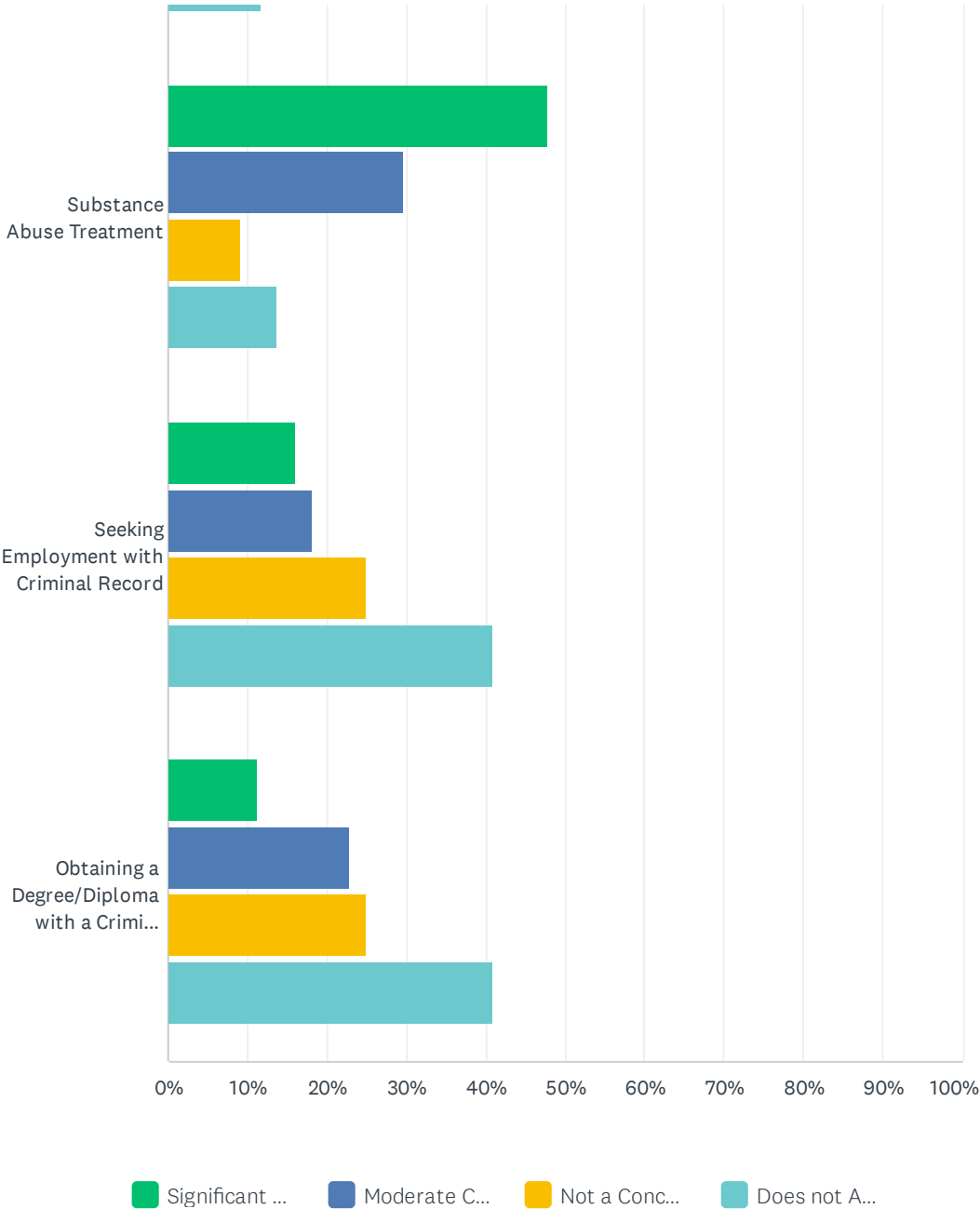
Community Needs Assessment Survey



Community Needs Assessment Survey



Community Needs Assessment Survey

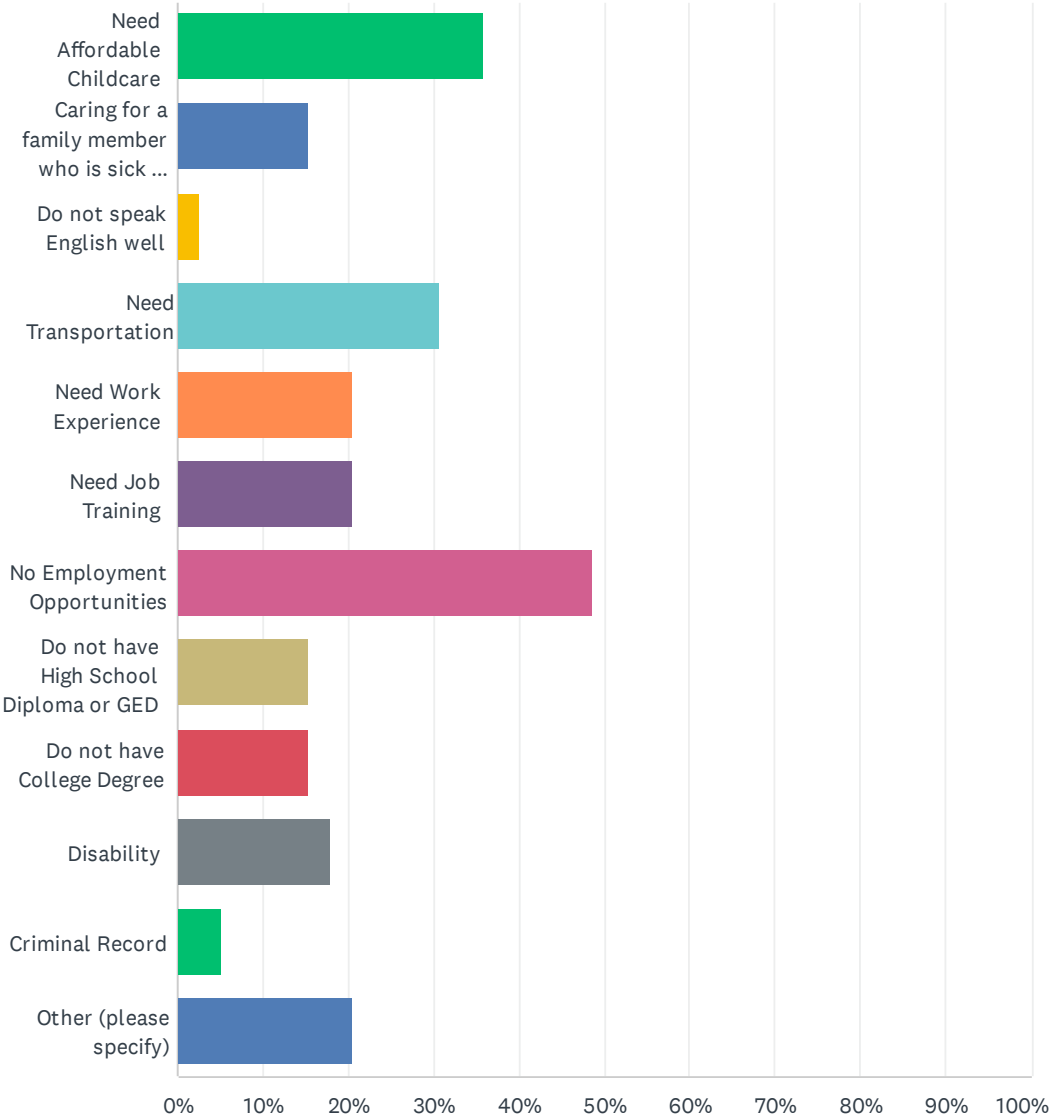


Community Needs Assessment Survey

	SIGNIFICANT CONCERN	MODERATE CONCERN	NOT A CONCERN	DOES NOT APPLY	TOTAL
Availability of Training Opportunities	27.91% 12	27.91% 12	34.88% 15	9.30% 4	43
Availability of Jobs for Adults	50.00% 22	13.64% 6	22.73% 10	13.64% 6	44
Availability of Jobs for Youth	41.86% 18	25.58% 11	13.95% 6	18.60% 8	43
Education	52.27% 23	22.73% 10	18.18% 8	6.82% 3	44
Child-care Services	58.14% 25	16.28% 7	9.30% 4	16.28% 7	43
Cost of Living	76.74% 33	20.93% 9	2.33% 1	0.00% 0	43
Income/Wages	63.64% 28	25.00% 11	6.82% 3	4.55% 2	44
Debt	52.27% 23	34.09% 15	6.82% 3	6.82% 3	44
Financial Security	63.64% 28	27.27% 12	4.55% 2	4.55% 2	44
Availability of Financial Services	45.45% 20	27.27% 12	20.45% 9	6.82% 3	44
Availability of Financial Counselling	45.45% 20	29.55% 13	18.18% 8	6.82% 3	44
Elderly Living Assistance (62+)	52.27% 23	20.45% 9	11.36% 5	15.91% 7	44
Availability of Health Care	75.00% 33	20.45% 9	4.55% 2	0.00% 0	44
Health of Residents	52.27% 23	38.64% 17	9.09% 4	0.00% 0	44
Substance Abuse Services	46.51% 20	30.23% 13	11.63% 5	11.63% 5	43
Substance Abuse Treatment	47.73% 21	29.55% 13	9.09% 4	13.64% 6	44
Seeking Employment with Criminal Record	15.91% 7	18.18% 8	25.00% 11	40.91% 18	44
Obtaining a Degree/Diploma with a Criminal Record	11.36% 5	22.73% 10	25.00% 11	40.91% 18	44

Q7 What challenges make it difficult for you or other adults in your household to find or maintain employment? (Please check all that apply)

Answered: 39 Skipped: 5

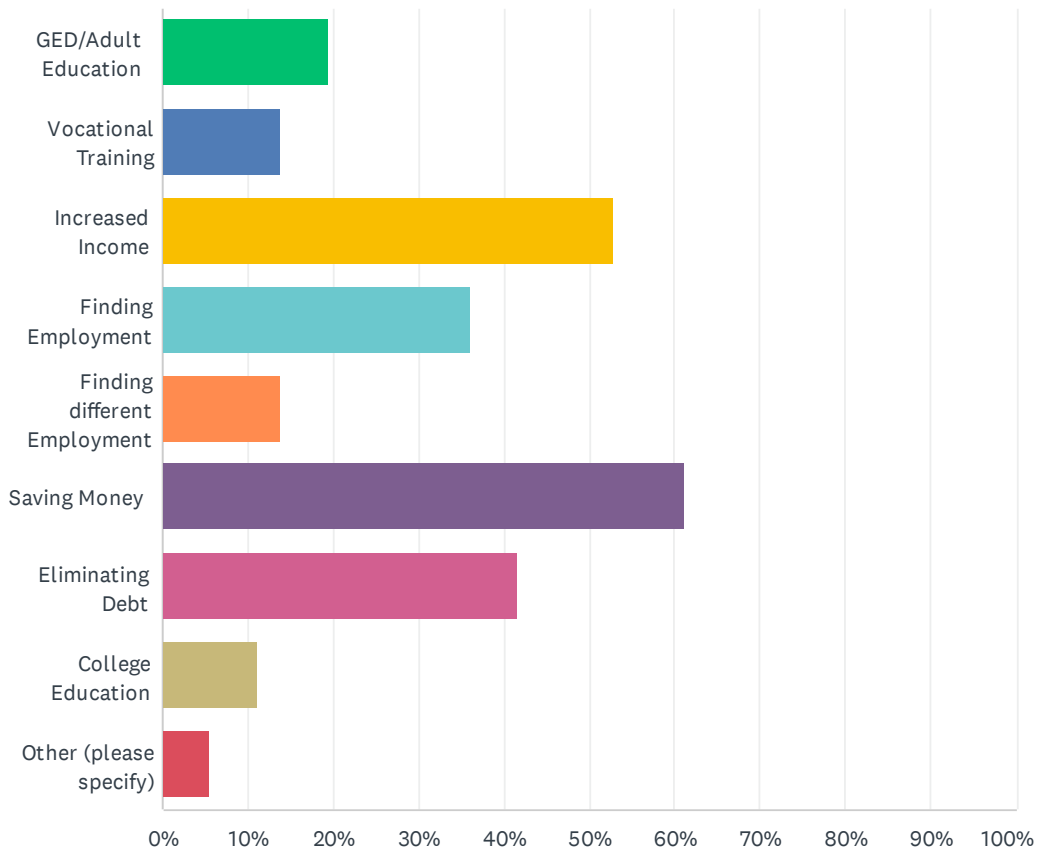


Community Needs Assessment Survey

ANSWER CHOICES	RESPONSES	
Need Affordable Childcare	35.90%	14
Caring for a family member who is sick or disabled	15.38%	6
Do not speak English well	2.56%	1
Need Transportation	30.77%	12
Need Work Experience	20.51%	8
Need Job Training	20.51%	8
No Employment Opportunities	48.72%	19
Do not have High School Diploma or GED	15.38%	6
Do not have College Degree	15.38%	6
Disability	17.95%	7
Criminal Record	5.13%	2
Other (please specify)	20.51%	8
Total Respondents: 39		

Q8 Are you or anyone else in your household interested in any of the following? (Please check all that apply)

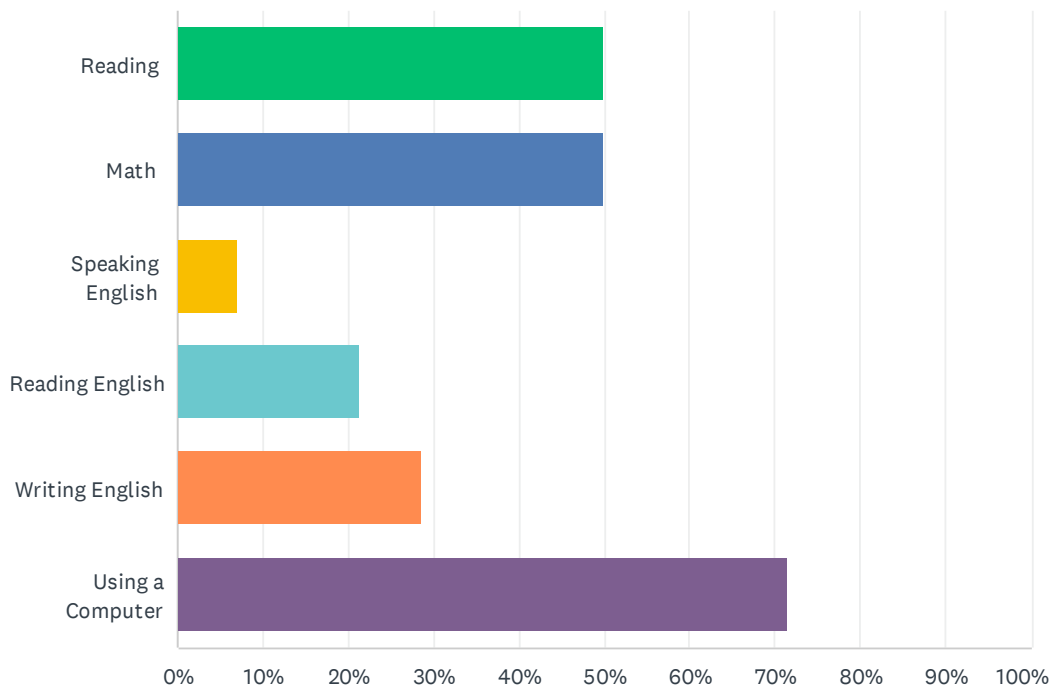
Answered: 36 Skipped: 8



ANSWER CHOICES	RESPONSES
GED/Adult Education	19.44% 7
Vocational Training	13.89% 5
Increased Income	52.78% 19
Finding Employment	36.11% 13
Finding different Employment	13.89% 5
Saving Money	61.11% 22
Eliminating Debt	41.67% 15
College Education	11.11% 4
Other (please specify)	5.56% 2
Total Respondents: 36	

Q9 Do you or another adult in your household experience challenges with any of the following? (Please check all that apply)

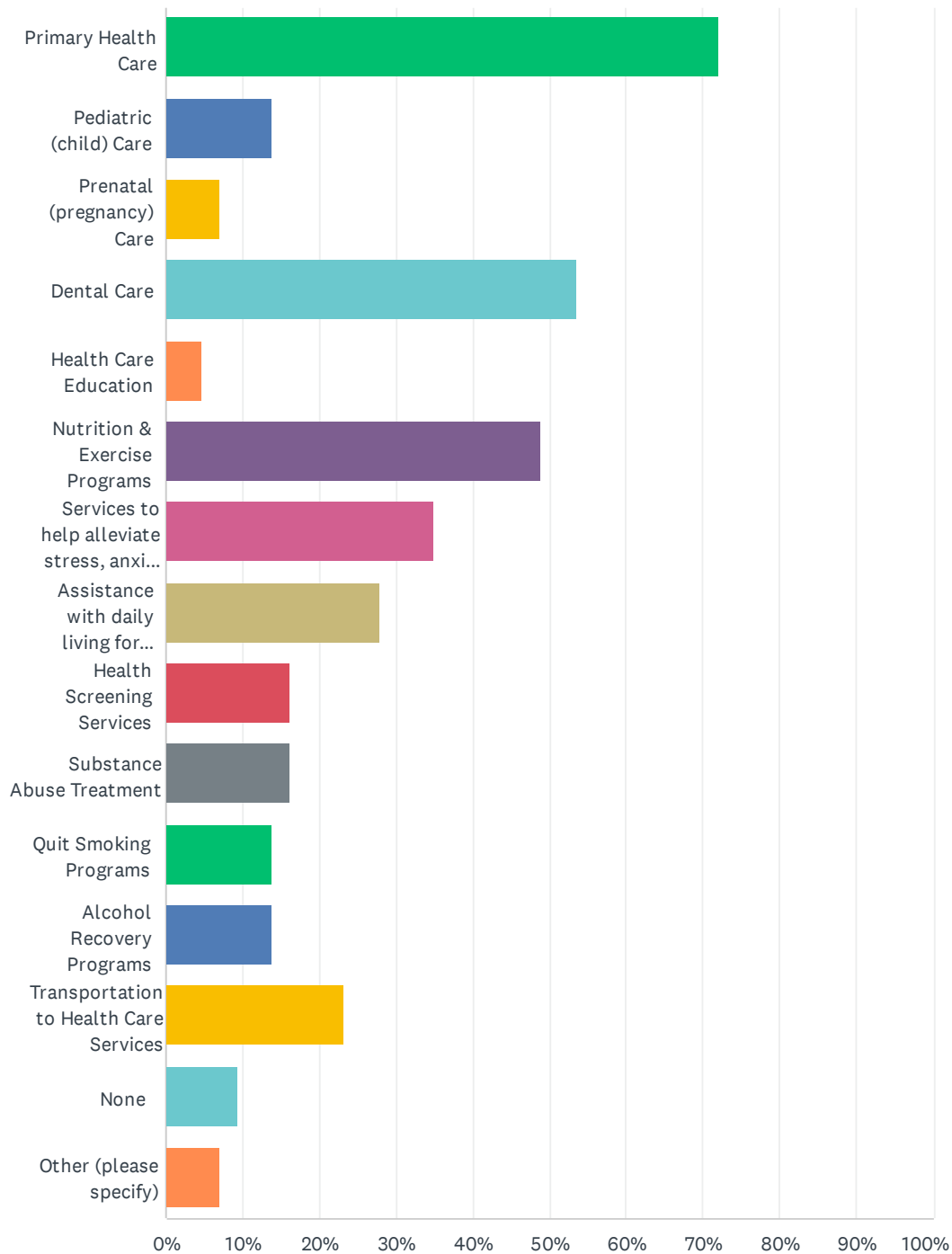
Answered: 14 Skipped: 30



ANSWER CHOICES	RESPONSES	
Reading	50.00%	7
Math	50.00%	7
Speaking English	7.14%	1
Reading English	21.43%	3
Writing English	28.57%	4
Using a Computer	71.43%	10
Total Respondents: 14		

Q10 What are the primary health care needs of your household? (check all that apply)

Answered: 43 Skipped: 1



Community Needs Assessment Survey

ANSWER CHOICES	RESPONSES	
Primary Health Care	72.09%	31
Pediatric (child) Care	13.95%	6
Prenatal (pregnancy) Care	6.98%	3
Dental Care	53.49%	23
Health Care Education	4.65%	2
Nutrition & Exercise Programs	48.84%	21
Services to help alleviate stress, anxiety & depression	34.88%	15
Assistance with daily living for elderly/disabled residents	27.91%	12
Health Screening Services	16.28%	7
Substance Abuse Treatment	16.28%	7
Quit Smoking Programs	13.95%	6
Alcohol Recovery Programs	13.95%	6
Transportation to Health Care Services	23.26%	10
None	9.30%	4
Other (please specify)	6.98%	3
Total Respondents: 43		